



## STUDENTS' FEEDBACK ANALYSIS-2022-2023

### QUESTIONNAIRE

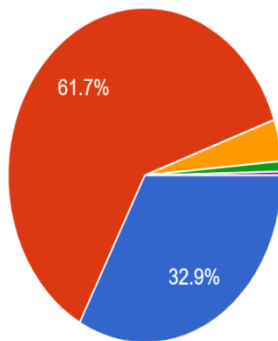
Directions: For each item please indicate your level of satisfaction with the following statement by choosing  a score between 0 and 4. ( 4 – strongly agree, 3 - agree, 2 – not sure, 1 – disagree, 0 –strongly disagree )

Description	4	3	2	1	0
1. The teacher prepares well before coming to the class room.					
2. Students' grievances are considered and solved.					
3. Toilet and drinking water facilities are adequate.					
4. The teacher uses modern teaching-learning aids in his/her lecture and practical classes.					
5. The Teacher completes the entire syllabus in time.					
6. The curriculum is more appropriate to the course.					
7. Infrastructure facilities like class rooms, labs, playground, canteen, etc., are satisfactory.					
8. Scholarship facilities are available and easily accessible.					
9. College gives Guidance for competitive examinations and career counseling.					
10. The evaluation process is fair and unbiased.					
11. Library and book facilities in the Institution are very good.					
12. Students are encouraged to participate in the Extension activities like NCC, NSS, YRC, NYK, Cultural club, etc.,					

Any other Suggestions for the improvement of the teaching, learning and evaluation:

1. The teacher prepares well before coming to the class room.

1,912 responses

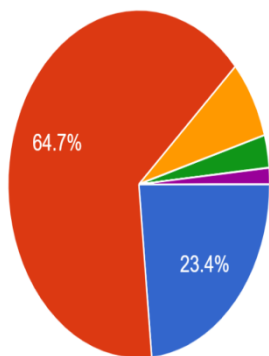


- strongly agree
- Agree
- Not sure
- Disagree
- Strongly Disagree

Description	Percentage
Strongly agree	32.9
Agree	61.7
Not sure	4.0
Disagree	1.0
Strongly disagree	0.4
<b>Total</b>	<b>100</b>

2. Students grievances are considered and solved

1,912 responses

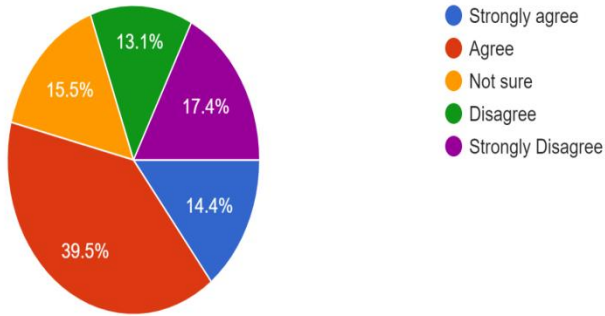


- Strongly agree
- Agree
- Not sure
- Disagree
- Strongly Disagree

Description	Percentage
Strongly agree	23.4
Agree	64.7
Not sure	7.4
Disagree	3.0
Strongly disagree	1.5
<b>Total</b>	<b>100</b>

3. Toilet and drinking water facilities are adequate.

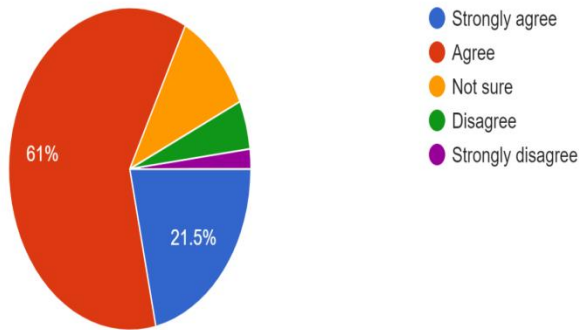
1,912 responses



Description	Percentage
Strongly agree	14.4
Agree	39.5
Not sure	15.5
Disagree	13.1
Strongly disagree	17.4
<b>Total</b>	<b>100</b>

4. The teacher uses modern teaching-learning aids in his/her lecture and practical classes.

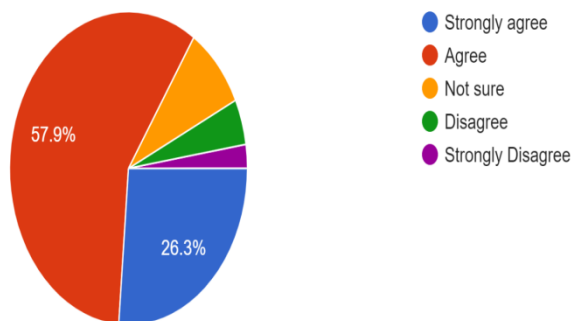
1,912 responses



Description	Percentage
Strongly agree	21.5
Agree	61.0
Not sure	10.6
Disagree	4.9
Strongly disagree	2.0
<b>Total</b>	<b>100</b>

5. The teacher completes the entire syllabus in time.

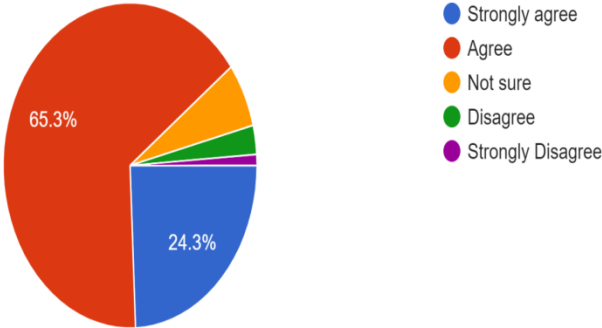
1,912 responses



Description	Percentage
Strongly agree	26.3
Agree	57.9
Not sure	8.6
Disagree	4.7
Strongly disagree	2.5
<b>Total</b>	<b>100</b>

6. The curriculum is more appropriate to the course.

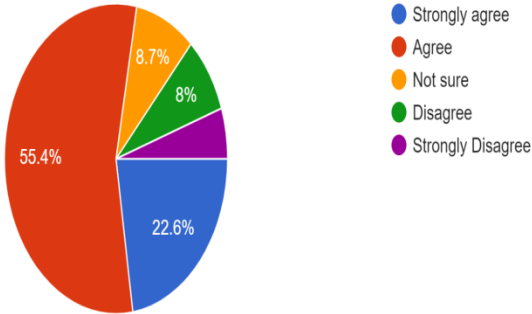
1,912 responses



Description	Percentage
Strongly agree	24.3
Agree	65.3
Not sure	6.4
Disagree	2.9
Strongly disagree	1.1
<b>Total</b>	<b>100</b>

7. Infrastructures facilities like class rooms, labs, playground, canteen, etc., are satisfactory.

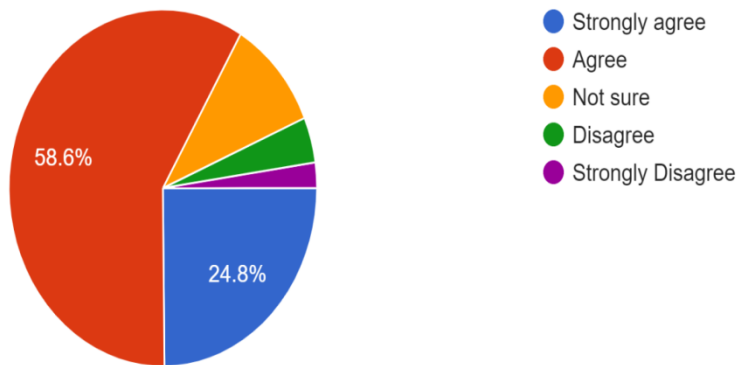
1,912 responses



Description	Percentage
Strongly agree	22.6
Agree	55.4
Not sure	8.7
Disagree	8.0
Strongly disagree	5.3
<b>Total</b>	<b>100</b>

8. Scholarship facilities are available and easily accessible.

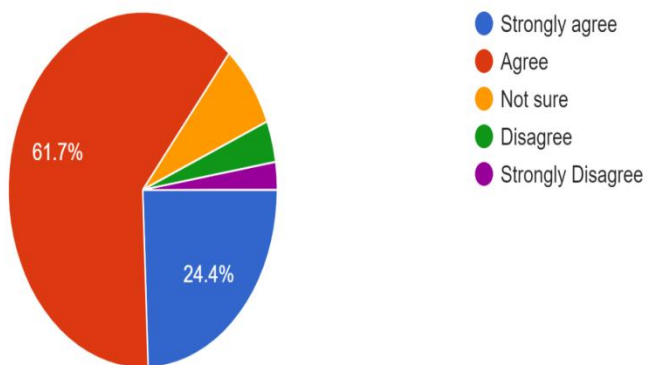
1,912 responses



Description	Percentage
Strongly agree	24.8
Agree	58.6
Not sure	10.2
Disagree	4.1
Strongly disagree	2.3
<b>Total</b>	<b>100</b>

9. College gives Guidance for competitive examinations and career counseling.

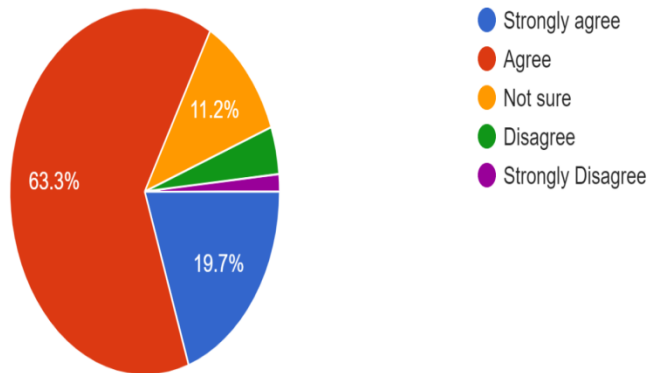
1,912 responses



Description	Percentage
Strongly agree	24.4
Agree	61.7
Not sure	7.6
Disagree	3.8
Strongly disagree	2.5
<b>Total</b>	<b>100</b>

10. The evaluation process is fair and unbiased.

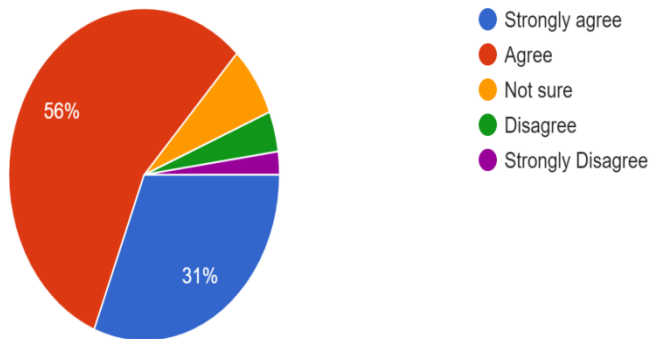
1,912 responses



Description	Percentage
Strongly agree	19.7
Agree	63.3
Not sure	11.2
Disagree	4.3
Strongly disagree	1.5
<b>Total</b>	<b>100</b>

11. Library and book facilities in the institution are very good.

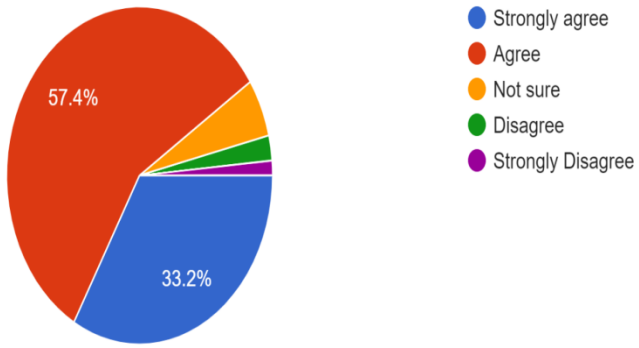
1,912 responses



Description	Percentage
Strongly agree	31.0
Agree	56.0
Not sure	6.9
Disagree	3.9
Strongly disagree	2.2
<b>Total</b>	<b>100</b>

12. Students are encouraged to participate in the Extension activities like NSS, NCC, YRC, NYK, Cultural club, etc.

1,912 responses



Description	Percentage
Strongly agree	33.2
Agree	57.4
Not sure	5.6
Disagree	2.4
Strongly disagree	1.4
<b>Total</b>	<b>100</b>